

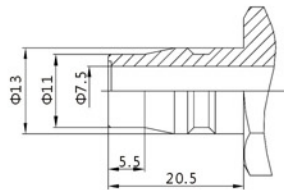


ZJ-200T 单开闭气动快速接头

ZJ-200T SINGLE SHUT-OFF PNEUMATIC QUICK COUPLING



Socket with valve Plug without valve



主体材质	碳钢(镀铬)
主体材质	不锈钢(本色)
主体材质	黄铜(镀镍)

产品描述: 亚洲最为广泛使用的接头型式。
温度范围 (丁腈橡胶): $-20^{\circ}\text{C}+100^{\circ}\text{C}$

工作压力: 1.0Mpa

优点: 结构简单, 重量轻, 多种连接备选。

应用: 气动工具, 汽车工业, 压缩空气, 工程配套, 压缩机。

互换性: 日东 (NITTO) HI-CUPLA系列, 利达时 (RECTUS) 13KA系列, 希恩 (CEJN) 315系列。

Features: It is widely used in Asia market.

Temperature range (NBR): $-20^{\circ}\text{C}+100^{\circ}\text{C}$

Working pressure: 1.0Mpa

Advantages: Simple structure, various of connections.

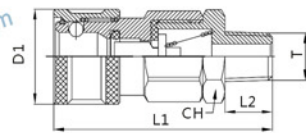
Application: Pneumatic tools, automotive, compressed air, machinery equipments and compressor.

Interchangeability: NITTO HI-CUPLA series, RECTUS 13KA series, CEJN 315 series.

订货编号:

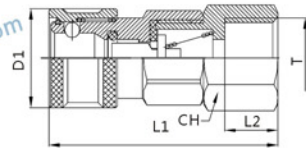
Part Number: **ZJ-200T-SFG3/8**

- ◆系列号 (Series)
- ◆T 碳钢 (Steel)
- SS 不锈钢 (Stainless steel)
- B 黄铜 (Brass)
- ◆P 插头 (Nipple)
- S 母体 (Coupling)
- SP 整套 (Whole)
- ◆M 外螺纹 (External screw thread)
- F 内螺纹 (Internal thread)
- H 宝塔 (Hose barb)
- N 快拧 (Nut for hose)
- ◆螺纹代号 (Thread code)



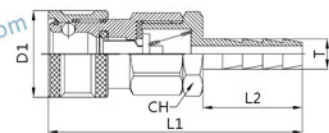
外螺纹Female

PART NO.	L1	L2	D1	CH	T
ZJ-200T-SM	52	9.5	25.5	19	ZG1/8
	55.5	13	25.5	19	ZG1/4
	55.5	13	25.5	19	ZG3/8
	58.5	16	25.5	22	ZG1/2



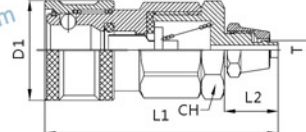
内螺纹Female

PART NO.	L1	L2	D1	CH	T
ZJ-200T-SF	49	9.5	25.5	19	G1/8
	52.5	13	25.5	19	G1/4
	52.5	13	25.5	19	G3/8
	55.5	16	25.5	24	G1/2



宝塔Hose barb

PART NO.	L1	L2	D1	CH	T
ZJ-200T-SH	62	20	25.5	19	7
	67.5	25	25.5	19	9
	67.5	25	25.5	19	11
	72.5	30	25.5	19	13
	77.5	35	25.5	19	14
	77.5	35	25.5	19	15



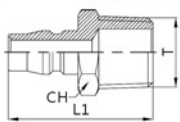
快拧Nut For Hose

PART NO.	L1	L2	D1	CH	T
ZJ-200T-SN	56.5	14	25.5	19	6*4
	57.5	15	25.5	19	8*5
	59.5	17	25.65	19	10*6.5
	61.5	19	25.5	19	12*8



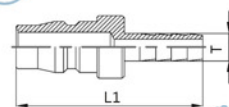
外螺纹Female

PART NO.	L1	CH	T
ZJ-200T-PM	36.5	14	ZG1/8
	40	14	ZG1/4
	39.5	17	ZG3/8
	42.5	22	ZG1/2



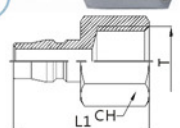
内螺纹Female

PART NO.	L1	T
ZJ-200T-PH	56.5	14
	57.5	15
	59.5	17
	61.5	19



内螺纹Female

PART NO.	L1	CH	T
ZJ-200T-PF	33	14	G1/8
	36.5	17	G1/4
	36.5	19	G3/8
	41.5	24	G1/2



快拧Nut For Hose

PART NO.	L1	CH	T
ZJ-200T-PN	39.5	14	6*4
	41	14	8*5
	43	17	10*6.5
	45.5	19	12*8

