

# ZJ-KZE-B 螺纹式液压快速接头(碳钢)

## ZJ-KZE-B THREAD LOCKED TYPE HYDRAULIC QUICK COUPLING (STEEL)



两端开闭式

Valve in both socket and plug



### 特征



KZE-B 系列接头具有以下特征:

采用实心钢棒料加工制造, 所以耐用性好。	Machined from solid steel barstock for durability.
本系列母插座采用螺纹套筒锁定结构, 与公插头相应的外螺纹配套使用。连接时公母两部分必须通过螺纹采用手动方式结合在一起。	This series of couplers adopt threaded sleeve locking mechanism, mates with matchable male threads on the nipple. These two halves must be manually threaded together.
阀采用坚硬的铬合金钢球。钢球被弹簧加载以使牢固的固定在阀座上。	Hard chrome alloy ball valving. The ball can be loaded on the valve seat by the springs.
阀提供钢球与内锥面之间的金属对金属密封。	The valve provides a metal-to-metal seal between the ball and conical seat.
接头密封为聚氨酯橡胶材料, 能抵抗高压下挤出。	The interface seal is polyurethane which can bare high pressure.
螺纹阀档圈提供阀止档, 保证阀能可靠的对中。	The threaded valve retainer could stop the valve to assure the valve alignment firmly.
并于下列产品互换: 美国派克 (PARKER) 3000 系列、意大利快事达 (FASTER) PVVM 系列。	Compatible with PARKER 3000 Series, FASTER PVVM Series.

### Features



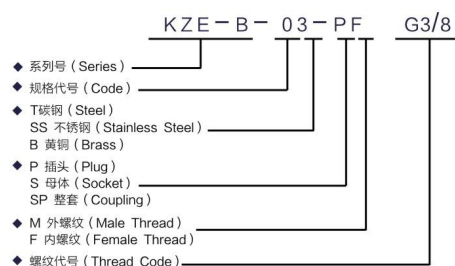
KZE-B Series couplings:

Machined from solid steel barstock for durability.
This series of couplers adopt threaded sleeve locking mechanism, mates with matchable male threads on the nipple. These two halves must be manually threaded together.
Hard chrome alloy ball valving. The ball can be loaded on the valve seat by the springs.
The valve provides a metal-to-metal seal between the ball and conical seat.
The interface seal is polyurethane which can bare high pressure.
The threaded valve retainer could stop the valve to assure the valve alignment firmly.
Compatible with PARKER 3000 Series, FASTER PVVM Series.

订货编号:

Part Number:

主体材质 碳钢 Steel



### 应用

### Applications



带螺纹锁定系统及精确球型单向阀的KZE-B系列接头设计用于极高压力应用, 例如便携式液压千斤顶。



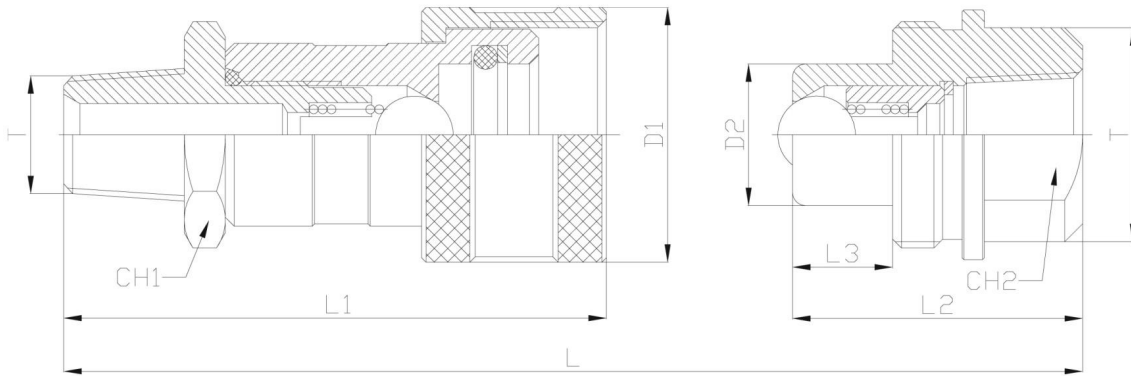
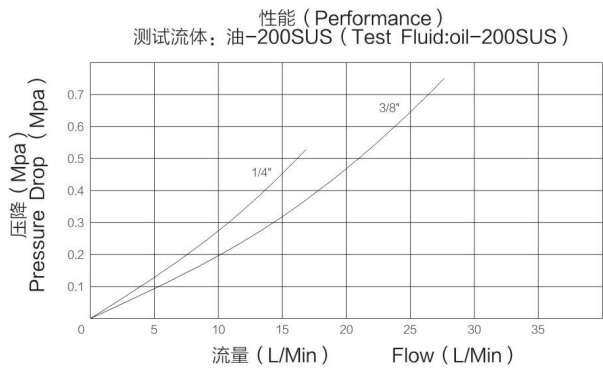
KZE-B Series quick coupling adopt thread locking system and precision ball-type check valves design for extreme high pressure applications such as portable hydraulic jacks.

规格(英寸) Body Size(in)	规格代号 Code	额定压力 (MPa) / Rated Pressure(MPa)			额定流量 (L/min) Rated Flow(L/min)	温度范围 (丁腈橡胶) / 温度范围 (氟橡胶) Temperature Range(NBR) / Temperature Range(FKM)	
		碳钢 Steel	不锈钢 Stainless Steel	黄铜 Brass			
1/4	02	69			11.5	-20℃~+100℃	-20℃~+180℃
3/8	03	69			23	-20℃~+100℃	-20℃~+180℃

# ZJ-KZE-B 螺纹式液压快速接头(碳钢)

ZJ-KZE-B THREAD LOCKED TYPE HYDRAULIC QUICK COUPLING (STEEL)

 两端开闭式  
Valve in both socket and plug



PART NO.	ISO	L	L1	L2	L3	D1	D2	CH1	CH2	T
KZE-B-G02-SP	DN6.3	75	61	32.5	11.2	28.5	15.9	22	19	ZG1/4 G1/4 NPT1/4
KZE-B-G03-SP	DN10	84	73.5	35	16	35	19	25	32	ZG3/8 G3/8 NPT 3/8
KZE-B-Z03-SP	DN10	84	73.5	35	16	35	19	25	32	ZG3/8 G3/8 NPT 3/8