



ZJ-310 气动快速接头 (碳钢)

ZJ-310 PNEUMATIC QUICK COUPLING (STEEL)



单路开闭式

Socket with valve Plug without valve

订货编号:

Part Number:

ZJ-310-SFG3/8


- ◆ 系列号 (Series)
- ◆ P 插头 (Nipple)
- S 母体 (Coupling)
- SP 整套 (Whole)
- ◆ M 外螺纹 (External screw thread)
- F 内螺纹 (Internal thread)
- H 宝塔 (Hose barb)
- ◆ 螺纹代号 (Thread code)



主体材质 碳钢(三价格)

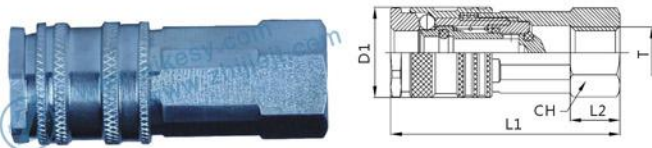
产品描述: 有效通径5.3毫米, ISO6150B标准。
温度范围 (丁腈橡胶): $-20^{\circ}\text{C}+100^{\circ}\text{C}$
工作压力: 1.6Mpa
优点: 超大流量阀, 单手操作。
应用: 气动工具, 汽车制造, 工程机械。
互换性: 派克 (PARKER) 20系列, 利达时 (RECTUS) 23KA 系列, 汉森 (HANSEN) 3000系列, 希恩 (CEJN) 310系列。

Features: Valid diameter 5.5mm, ISO6150B standard.
Temperature range (NBR): $-20^{\circ}\text{C}+100^{\circ}\text{C}$
Working pressure: 1.6Mpa
Advantages: Large flow valve, single hand operation.
Application: Pneumatic tools, automotive, machinery equipment.
Interchangeability: PARKER 20 series, RECTUS 23KA series, HANSEN 3000 series, CEJN 310 series.



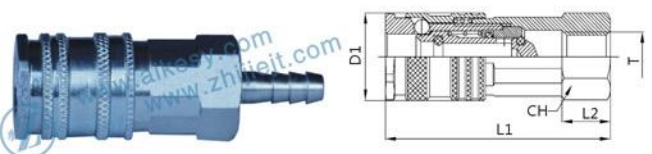
外螺纹Female

PART NO.	L1	L2	D1	CH	T
ZJ-310-SM	63.2	13	23.3	20	ZG1/4
	61.2	13	23.3	20	ZG3/8



内螺纹Female

PART NO.	L1	L2	D1	CH	T
ZJ-310-SF	60.2	13	23.3	20	G1/4
	60.2	13	23.3	20	G3/8



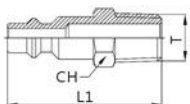
宝塔Hose barb

PART NO.	L1	L2	D1	CH	T
ZJ-310-SH	70.2	20	23.3	20	7
	75.2	25	23.3	20	9
	75.2	25	23.3	20	11



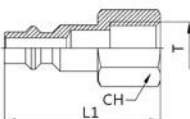
外螺纹Female

PART NO.	L1	CH	T
ZJ-310-PM	43	14	ZG1/4
	43.5	17	ZG3/8



内螺纹Female

PART NO.	L1	CH	T
ZJ-310-PF	40	17	G1/4
	40	17	G3/8



宝塔Hose barb

PART NO.	L1	T
ZJ-310-PH	46.5	7
	51.5	9
	51.5	11

