



ZJ-430 气动快速接头 (碳钢) ISO6150B

ZJ-430 PNEUMATIC QUICK COUPLING (STEEL) ISO6150B



单路开闭式

Socket with valve Plug without valve

订货编号:

Part Number:

ZJ-430-SFG3/8

- ◆ 系列号 (Series)
- ◆ P 插头 (Nipple)
- ◆ S 母体 (Coupling)
- ◆ SP 整套 (Whole)
- ◆ M 外螺纹 (External screw thread)
- ◆ F 内螺纹 (Internal thread)
- ◆ H 宝塔 (Hose barb)
- ◆ 螺纹代号 (Thread code)



主体材质 碳钢(三价格)

产品描述: 有效通径8.2毫米, ISO6150B标准。

温度范围 (丁腈橡胶): -20°C+100°C

工作压力: 1.6Mpa

优点: 超大流量阀, 单手操作。

应用: 气动工具, 汽车工业, 工程机械。

互换性: 派克 (PARKER) 20-3/8, 30-3/8系列, 利达时 (RECTUS) 30KA/40KA系列, 希恩 (CEJN) 430系列, 乐可利 (LEGRIS) 30/40系列, 汉森 (HANSEN) 4000系列。

Features: Valid diameter 8.2 mm, ISO6150B standard.

Temperature range (NBR): -20°C+100°C

Working pressure: 1.6Mpa

Advantages: Large flow valve, single hand operation.

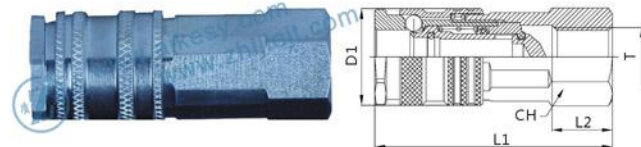
Application: Pneumatic tools, automotive, machinery equipment.

Interchangeability: PARKER 20-3/8, 30-3/8 series, RECTUS30 KA/40KA series, CEJN 430 series, LEGRIS 30/40 series, HANSEN 4000 series.



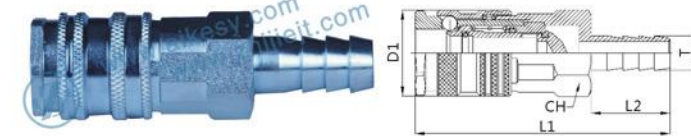
外螺纹Female

PART NO.	L1	L2	D1	CH	T
ZJ-430-SM	69	13	27.2	24	ZG3/8
	69.5	16	27.2	24	ZG1/2



内螺纹Female

PART NO.	L1	L2	D1	CH	T
ZJ-430-SF	67	17.1	27.2	24	G3/8
	68	16	27.2	24	G1/2



宝塔Hose barb

PART NO.	L1	L2	D1	CH	T
ZJ-430-SH	78	25	27.2	24	11
	83	30	27.2	24	15



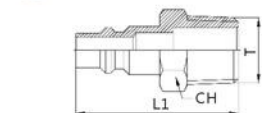
外螺纹Female

PART NO.	L1	CH	T
ZJ-430-PM	39.5	14	ZG3/8
	40	17	ZG1/2



宝塔Hose barb

PART NO.	L1	T
ZJ-430-PH	54	11
	59	15



内螺纹Female

PART NO.	L1	CH	T
ZJ-430-PF	42.5	19	G3/8
	47	27	G1/2

